



GUARANTY GROWTH PLUS™

GUARANTY
INCOME LIFE INSURANCE COMPANY

GUARANTY GROWTH PLUS™

Guaranty Growth Plus™ is a Single Premium – Tax Deferred – Fixed Indexed Annuity designed to protect your assets from market downturns and grow your retirement savings. In addition to safety and growth, it offers the option to have a Guaranteed Lifetime Income for you and your spouse.

If you are like many who are retired or planning for retirement, you probably have asked yourself:

- » How long before I can comfortably retire?
- » Did I save enough?
- » How much more do I need to save?
- » How can I protect and grow what I have?

The answers to those questions are often different for everyone, and you've already taken a great first step by engaging a licensed professional to help you find the financial vehicle that is right for you.

Guaranty Growth Plus™ from Guaranty Income Life Insurance Company (GILICO) is a Fixed Indexed Annuity built to help grow and protect the assets you've worked so hard to save for retirement.



WHAT IS A FIXED INDEXED ANNUITY?

A Fixed Indexed Annuity is a tax-deferred contract with an insurance company, which can also provide payments to the owner at some point in the future when additional income is needed for a comfortable retirement. Taxes are deferred until you withdraw your earnings, and as a result, you earn interest on principal and interest on interest, all on a compounding basis.

A **Fixed Indexed Annuity** credits interest based on the greater of:

- a) An annual, guaranteed minimum interest rate; or
- b) A portion of the return from a specified market index, credited as interest to the contract.

While the interest credited to a fixed indexed annuity is linked to various market indexes, the annuity does not participate in any stock, bond or equity investments. You are not buying shares of stock or an index. The index performance is used to determine the interest rate for the index(es) you have chosen. However, the annuity is not credited the same performance as the measuring index. This is because the annuity premium is also guaranteed to never lose principal due to market downturns. Fixed index annuities offer participation for some of the market's growth in up times, but also protection in down times.

HIGHLIGHTS OF GUARANTY GROWTH PLUS™

- » Competitive growth options
- » Opportunity to convert to guaranteed lifetime income stream without an annual contract fee
- » Ability to double income for healthcare needs
- » Flexible contract provisions for accessing your money
- » Full accumulation value at death
- » Return of premium guarantee after the 5th Year

Now that you know the basics of a Fixed Indexed Annuity, the following are some of the benefits of Guaranty Growth Plus™ and how they may fit with your overall financial objectives for retirement... growth, plus more!

G R O W T H

INTEREST CREDITING ACCOUNTS

Guaranty Growth Plus™ has attractive options to choose from for crediting interest to your contract — a fixed interest option and indexed options linked to different market indexes.

When you purchase your contract, you may allocate your funds to any or all of the following interest-crediting strategies. On each contract anniversary you have the opportunity to reallocate among these options or continue your selections — the choice is always yours.

FIXED ACCOUNT

Premiums allocated to the Fixed Account earn daily credited interest. The Fixed Rate is declared each contract anniversary and guaranteed for a 1-year term. The Fixed Rate will never be less than the Minimum Guaranteed Fixed Rate listed in your contract.

S&P 500 TOTAL RETURN AND PRICING RETURN

The S&P 500 is widely regarded as the best single gauge of large-cap U.S. equities. The Total Return version of the index and the Pricing Return version of the index track both the capital gains of a group of stocks over time, and also takes into account the dividends paid by the companies in the index - enhancing your returns. S&P 500® Total Return (TR) references the S&P 500® Total Return Index and the S&P 500® Pricing Return Index references the S&P 500® Pricing Return Index instead of the S&P 500® Total Return Index.

S&P MULTI-ASSET RISK CONTROL (MARC) 5% EXCESS RETURN INDEX

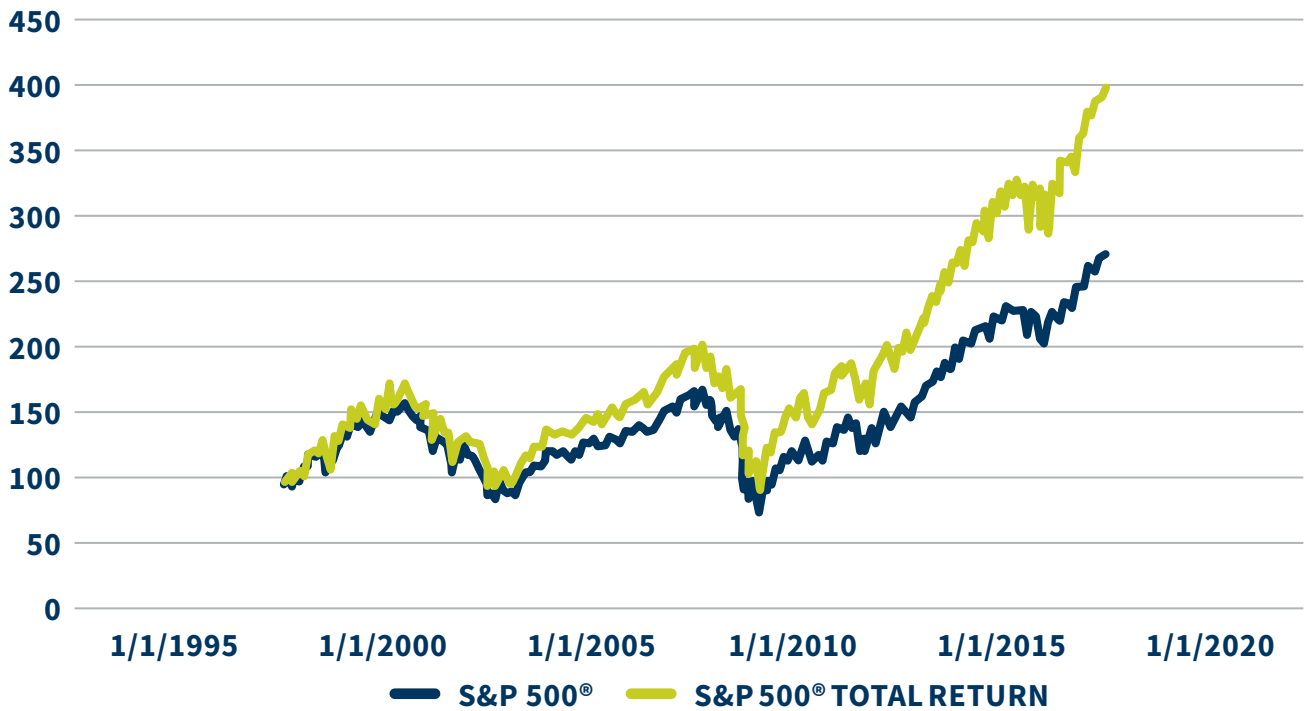
The S&P MARC 5% (Multi-Asset Risk Control) Index seeks to provide multi-asset diversification within a simple risk weighting framework, tracking three underlying component indices that represent three asset classes: equities, commodities, and fixed income.

DIVIDENDS

Guaranty Growth Plus™ offers a unique opportunity to grow your savings. Unlike many fixed indexed annuities, Guaranty Growth Plus™ includes dividends from the index to the interest crediting strategies to give you an additional opportunity to grow your retirement savings. By utilizing the version of the S&P 500® which reflects reinvested dividends, your assets have the opportunity to grow at a higher rate than strategies in annuities that don't include dividends.

As you can see in the chart below, including dividends in a stock index compounds the value over time. \$100,000 invested in the S&P 500 over the past 20 years, without dividends, increased to \$258,000, while the Total Return version, including dividends, increased to \$376,000... that's 45% better returns!

S&P VS S&P WITH DIVIDENDS (TOTAL RETURN)



ASSUMPTIONS: Last [20] years (ending 7/31/2017), \$100k in S&P

Fixed indexed annuities are not stock market investments and do not directly participate in any stock or equity investments. Neither an Index nor any market-indexed annuity is comparable to a direct investment in the equity markets. Clients who purchase indexed annuities are not directly investing in a stock market index.

GROWTH HIGHLIGHTS

- » **Diversification.** You have several interest crediting options available in your Guaranty Growth Plus™ contract. They're built differently by design so that each may be expected to perform in different market and interest rate environments.
- » **More Growth Opportunity.** Strategies with dividends have historically earned around 2% more per year¹.
- » **Power of Compounding.** The index reflects reinvested dividends, which means, over time, this compounding effect could add up significantly in your Accumulated Value.
- » **Buffer Against Market Challenges.** Historically, many large cap companies have continued paying dividends even during financial crises.

¹Actual interest credited will vary depending on caps and participation rates for each index and crediting method.

Sources: Kiplinger.com; US News; Yahoo Finance

GUARANTEED LIFETIME YEARLY INCOME

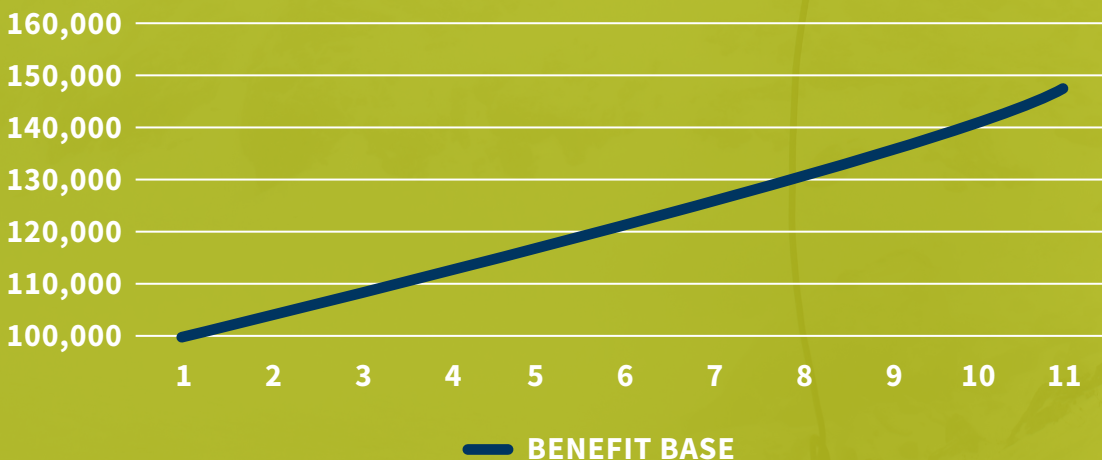
Guaranty Growth Plus™ is built to accumulate and grow assets for retirement and has a Guaranteed Living Benefit Rider included for no annual charge that allows you to turn your assets into an income stream that will last throughout your lifetime, regardless of index performance. There is no time restriction for turning on income from your contract, so if you decide you need income, you have the flexibility to start that from day one.

LIFETIME BENEFIT BASE GROWTH

Regardless of how the interest crediting strategies in the contract perform, the Benefit Base amount associated with the Lifetime Yearly Income Benefit is guaranteed to grow at 4% annual compound interest for the first 10 years of the contract, or until you decide to start taking income from your contract (Income Election Date).



GUARANTEED BENEFIT BASE GROWTH (4%)



LIFETIME YEARLY INCOME

If you choose the **Joint** Lifetime Withdrawal Option in your contract, the lifetime income will last until the death of the last surviving annuitant.

You may take extra Free Partial Withdrawals in allowed amounts, from your contract after you start taking Lifetime Yearly Income. However, taking additional withdrawals will reduce your annual lifetime income amount.

LIFETIME YEARLY INCOME PAYOUTS

The amount of your Lifetime Yearly Income is based on the value of your Benefit Base, your age at the time you select to receive income, and whether you decide to take single or joint income. Your Annual Lifetime Income Amount increases each year that you defer income, not only because your Benefit Base has more time to grow, but also because the payout percentage increases each year of your contract.

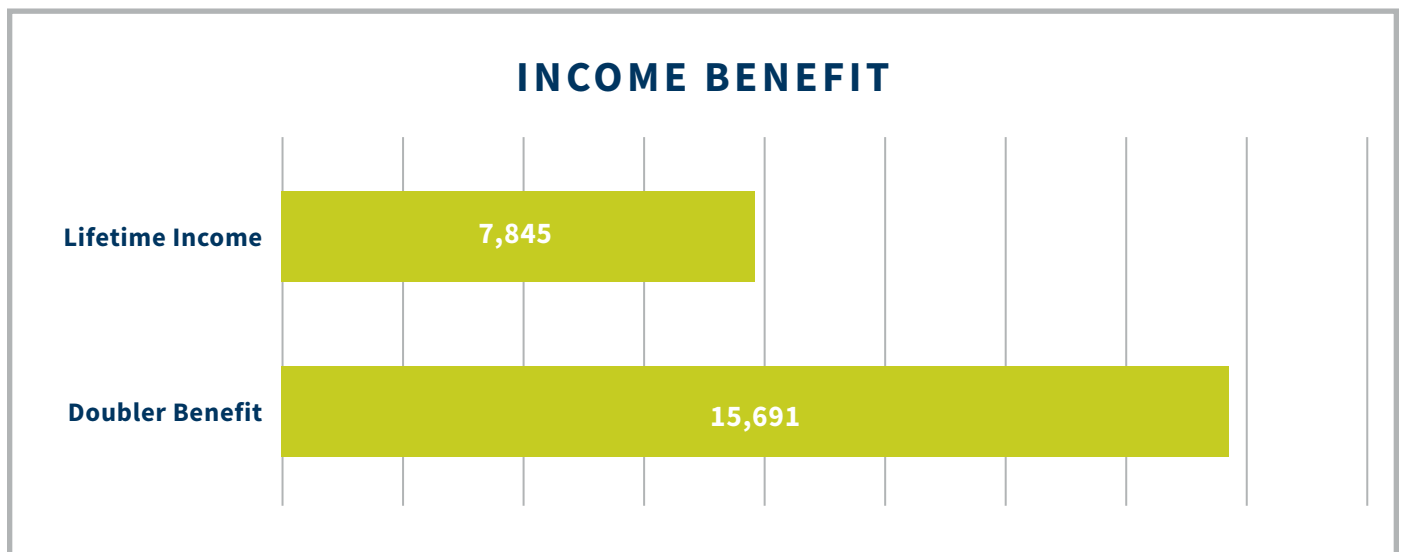
For example, with a \$100,000 premium issued at age 60, if you decide to turn on your income feature in Year 8, at Age 68 with a Benefit Base value of \$136,857, your single lifetime annual income would be \$6,980 ($\$136,857 \times 5.1\%$ payout factor). If you defer that income two more years, you would have a Benefit Base value of \$148,024 and a lifetime payout factor of 5.30%, so your lifetime annual income would be \$7,845 ($\$148,024 \times 5.30\%$ payout factor).

Please refer to the Product Details sheet for a list of payout factors.



INCOME DOUBLER

After your second contract year, Guaranty Growth Plus™ has an Enhanced Lifetime Yearly Income feature that will double the amount of income you may draw from the contract for up to five years in the event that you are unable to perform two of the six Activities of Daily Living (ADLs)—eating, bathing, dressing, toileting, transferring, and continence. Confinement to a nursing facility is not required. You have the flexibility to take more income from your contract at a time when you may want it the most to tend to health needs. The “Doubler” income benefit will continue for up to five years, as long as you continue to qualify under contract provisions. And it continues even if your Accumulation Value reaches \$0.



Assumptions:

Spousal Continuation. If the owner dies and the single beneficiary is the deceased owner’s spouse, the beneficiary may elect to continue the contract as the new owner.

If death occurs **before** the Income Start Date, the spouse has the option to continue the income benefit rider and become the sole covered person.

If death occurs **after** the Income Start Date:

- » Single Income: any remaining Accumulated Value is paid as a Death Benefit
- » Joint Income: if the spouse was the joint owner and sole primary beneficiary, the surviving spouse may continue the contract and continue receiving the Lifetime Income Amount.

INCOME HIGHLIGHTS

- » **Guaranteed Growth.** The Benefit Base is guaranteed to grow at 4% annual compound interest.
- » **Home Health Care.** The Doubler is based on Activities of Daily Living (ADLs), so you're not restricted to using the benefit only in the event of nursing facility confinement.
- » **No Fee.** The Living Benefit Rider in Guaranty Growth Plus™ is included in the contract for no annual fee.
- » **Lifetime Guarantee.** The Lifetime Income benefit is guaranteed to pay you an income for as long as you live, even if your value reaches \$0.

ACCUMULATION VALUE

The Fixed Account Value as of a given date plus the sum of all Indexed Account Values as of that date less any withdrawals.

BENEFIT BASE

The amount used to determine the Lifetime Yearly Income. It is a computed amount that may change over time and may increase until the Benefit Payout Start Date. Withdrawals taken before the Payout Start date will decrease the Benefit Base. Excess withdrawals taken after the start date will decrease the Benefit Base.



FLEXIBILITY

WITHDRAWAL OPTIONS

FREE PARTIAL WITHDRAWALS

While you purchase an annuity for retirement savings and income, there are times when “life happens” and you may need to access a portion of your assets sooner than you planned. After the first contract year, you may withdraw up to 5% of your Accumulation Value as of the beginning of that contract year.

If you take any withdrawal in excess of your Free Partial Withdrawal amount during the first ten years of your contract, the amount in excess of your 5% free amount will be subject to a surrender charge and Market Value Adjustment (MVA). The percentage of the surrender penalty depends on your contract year and varies by state.

Refer to the Product Detail sheet for surrender charge schedules.

REQUIRED MINIMUM DISTRIBUTIONS

Guaranty Growth Plus™ is “RMD Friendly.” Meaning that the amount that the IRS requires you to withdraw annually after age 70½ is always available without a surrender charge penalty, even if the amount is greater than your 5% free annual withdrawal amount.

SYSTEMATIC WITHDRAWALS

Depending on your withdrawal preference, your contract will allow you to set them to pay you on an annual, semi-annual, quarterly or monthly basis.

FULL SURRENDER

At any point you have the flexibility to fully surrender the contract for a Surrender Value. During the first 10 years, this amount will be your Accumulated Value less any Surrender Charge and Market Value Adjustment; after the 10th contract year, the Surrender Value will always equal the Accumulated Value.

If you have a Terminal Illness or Total Disability or are Confined in a Hospital or Long Term Care Facility, You may make a Full or Partial Surrender without incurring a Surrender Charge or Market Value Adjustment.

RETURN OF PREMIUM

Guaranty Growth Plus™ provides a return of premium guarantee. After the end of your fifth contract year, the amount available for Full Surrender will never be less than initial premium, adjusted for any withdrawals taken to that point.

DEATH BENEFIT

In the event of death, 100% of your initial deposit plus interest credited (minus withdrawals) will be paid to your beneficiaries.

HIGHLIGHTS

- » Return of premium option after the end of the 5th contract year
- » 5% annual withdrawals with no penalty
- » Full accumulation value death benefit



The S&P 500® Total Return Index, the S&P MARC 5% Excess Return Index, and the S&P 500® Price Return Index are products of S&P Dow Jones Indices LLC, a division of S&P Global, or its affiliates (“SPDJI”) and have been licensed for use by Guaranty Income Life Insurance Company. Standard & Poor’s® and S&P® are registered trademarks of Standard & Poor’s Financial Services LLC, a division of S&P Global (“S&P”); Dow Jones® is a registered trademark of Dow Jones Trademark Holdings LLC (“Dow Jones”). Guaranty Income Life Insurance Company’s insurance products are not sponsored, endorsed, sold or promoted by SPDJI, Dow Jones, S&P, or their respective affiliates, and none of such parties make any representation regarding the advisability of investing in such product(s) nor do they have any liability for any errors, omissions, or interruptions of the S&P 500® Total Return Index, the S&P MARC 5% Excess Return Index, or the S&P 500® Price Return Index.

Disclaimer: Not FDIC/NCUA insured • Withdrawal charges may apply • Not bank/CU guaranteed • Not a deposit • Not insured by any federal agency



GUARANTY

INCOME LIFE INSURANCE COMPANY

ADMINISTRATIVE OFFICE

5801 SW 6th Ave.
PO Box 758583
Topeka, KS 66675-8583

833.444.5426 **TOLL FREE**
785.228.4505 **FAX**

gilico.com

GGP-30 0719

HOME OFFICE

2638 S. Sherwood Forest Blvd
Suite 200
Baton Rouge, LA 70816